

**WORKFORCE DEVELOPMENT BOARD
YOUTH COMMITTEE MEETING
AGENDA**

**Monday, August 03, 2015
11:00 A.M. - 1:00 P.M.**

Board Room – Madren Center – Clemson University

- | | |
|---|-------------------------------|
| I. Welcome and Introductions | Kristi King-Brock |
| II. Review of Minutes (5/4/2015) | Kristi King-Brock |
| III. Palmetto Youth Connections (Report) | Karen Craven |
| IV. <u>New Business:</u> | |
| 2015 AOP BIS Update | Rick Murphy |
| PY 14 3rd Quarter Youth Performance - Information | Kristi King-Brock |
| PY 14 Grant Expenditure Goal of 90% - Met | Kristi King-Brock |
| 2015 Youth Strategic Planning | David Shellhorse, Facilitator |
| V. <u>Other Business:</u> | |
| Return Completed YC Application | Kristi King-Brock |
| Statewide Youth Committee Information | Kristi King-Brock |
| VI. <u>Adjourn</u> | Kristi King-Brock |

<p>Next Youth Committee Meeting, Monday - October 5, 2015 - 11:00am Madren Center, Clemson University</p>
--

WORKFORCE INVESTMENT CORPORATION
Youth Council Meeting Minutes
May 04, 2015 @ 11:00 am
Board Room, Madren Center, Clemson University

Members Present

Kristi King-Brock
Jason Duncan
Jeff Trahan
Kevin Woods

Elaine Bailey
Tim Mays
Janice Ward

Betsy Burkett
Rick Murphy
Gene Williams

Members Absent:

Amy Bradshaw
Stormie Moore

Mike Crawford
Crystal Noble

Robert Halfacre
Clara Williams

Providers:

Karen Craven

Ann Marie Baker

Staff Present:

Sharon Crite
Patty Manley

Trent Acker

Brandi Runion

Guest Present:

Amanda Lucas

I. Welcome and Introductions

Chair Kristi King-Brock called the meeting to order welcoming everyone and recognized Amanda Lucas, our liaison with the State as the State Youth Coordinator. Introductions were made from everyone present and Chair King-Brock announced the meeting was being recorded for processing of minutes and that a quorum was present to conduct business of the Council.

II. Approval of Minutes

The minutes from the March 02, 2015 meeting were emailed with the meeting notice and included in the meeting packet, Vice Chair Halfacre called for any corrections or amendments to the minutes.

COUNCIL ACTION TAKEN: Rick Murphy made a motion to approve the minutes from the March 02, 2015 meeting as submitted, seconded by Jason Duncan. The motion carried with a unanimous voice vote.

III. Palmetto Youth Connections (PYC) Report

Karen Craven provided an update on Palmetto Youth Connections (PYC) and referred to the Dashboard Report handout provided. Ms. Craven provided an overview on the enrollment and training numbers and highlighted the demographics of participants and the caseload breakdown by Career Coach as well as County stating a total of 206 participants are currently being served in active and follow-up. Ms. Craven stated that there have been 115 new enrollments to date, bringing the total served to 172 of 185 planned adding the new GED is proving to be a little challenging for participants but they are giving it in segments. Staff are working to keep participants focused and engaged because the new GED is requiring more study time and seat time as it seems to be geared more toward College level skills.

Ms. Craven reported on WIA Performance stating PYC is meeting or exceeding all measures and reviewed the following YTD Outcomes:

- 72 positive placements for Employment/Education/Military since 7/1/14 - PYC's performance is 87% out of a goal of 80.0%
- Total of 101 attainments of a Degree/Certificate since 7/1/14 - PYC's performance is 84% out of a goal of 80.0%
- Literacy/Numeracy Gains are 31 since 7/1/14 - the goal is 67.6%; PYC's actual performance is 81.8%.

Ms. Craven referred to the PY'14 Monthly Update Report handout and provided a brief overview stating of the WIA participants enrolled, 57 are carryovers from PY'13 and 115 are new enrollments for this program year. Ms. Craven added there are currently 75 individuals receiving follow-up services at this time.

PYC Transportation Revision effective July 1, 2015*

Ms. Craven referred to pages 4-5 of the packet stating Henkels & McCoy, working to align their Supportive Services Policy with changes that will be implemented with WIOA beginning 7/1/15. WIOA holds students accountable to be on a Career Pathway, actively training or in workbased learning therefore, PYC is proposing to revise their Supportive Services policy regarding Transportation. The revision recommendation is to hold students accountable to a 75% attendance rate to be eligible to receive transportation assistance beginning 7/1/15.

COUNCIL ACTION TAKEN: Rick Murphy made a motion to approve revising Supportive Services Policy to make Transportation assistance available based on 75% attendance rate beginning 7/1/15, seconded by Tim Mays. The motion carried with a unanimous voice vote.

Revised PYC Incentive Policy effective July 1, 2015*

Ms. Craven reported Henkels & McCoy is also proposing to revise their Incentive Policy in an effort to streamline and focus on retention as outlined below and on pages 6 & 7 of the meeting packet.

Skill Invoice Criteria (Incentives)	PY'14 Amount	Proposed PY'15 Amount
Common Measure: Literacy & Numeracy		
1 EFL Gain in Reading and/or Math	\$ 50.00	\$50.00
Note: A Student can receive \$50 per EFL Gain in Reading &/or Math until they are no longer BSD		

Non-Common Measure: Pre-Employment work Maturity Skills		\$50.00
Complete Resume Workshop & Resume	\$25.00	
Complete NIOSH or OSH Safety Course	\$25.00	
Complete Financial Literacy Workshop	\$25.00	
Complete Parenting Workshop or Class	\$25.00	
Complete 5 Tutoring/Remediation Sessions	\$25.00	
Non-Common Measure: WorkKeys Certification (Only eligible to earn one)		
Bronze WorkKeys Certificate	\$50.00	\$25.00
Silver WorkKeys Certificate	\$75.00	\$50.00
Gold or Platinum WorkKeys Certificate	\$100.00	\$75.00
Common Measure: Credential Attainment (Secondary Education or Occupational)		
Obtain GED or High School Diploma (Available through the end of 3 rd Qtr after Exit) (May be earned in \$50 increments if GED is taken in sections)	\$200.00	\$150.00
Obtain a Nationally Recognized Occupational Skills Credential (Available through the end of 3 rd Quarter after Exit)	\$150.00	\$100.00
Common Measure: Placement (Employment, Military, or Post Secondary)		
Enter Employment or Military by the end of the 1 st Quarter after Exit <u>if</u> not employed at Registration	\$100.00	See below*
* Enter and retain Employment or Military enlistment by the end of the 2 nd and 4 th Quarter after Exit <u>if</u> not employed at Registration (Maximum \$100)		* \$50.00
Enter Full-time Post Secondary verified through the National Student Clearing House	\$100.00	See below**
**Enter and retain Full-time Post Secondary verified through the National Student Clearing House by the end of 2 nd and 4 th Quarter after Exit (Maximum \$100)		** \$50.00
Verbaige change for PY 15: Must complete ALL 5 Classes to earn the incentive		
2 Verbaige change for PY 15: (available through the end of 4th Qtr after Exit) (May be earned in \$37.50 increments if GED is taken in sections)		
3 Verbaige change for PY 15: (Available through the end of 4th Qtr after Exit)		

COUNCIL ACTION TAKEN: Elaine Bailey made a motion to approve revising Incentive Policy as presented beginning 7/1/15, seconded by Betsy Burkett. The motion carried with a unanimous voice vote.

Revise Marketing Items for WIOA*

Ms. Craven referred to page 8 which is the flyer used for Marketing/Outreach efforts for the last two years stating Henkels & McCoy is requesting to update and revise the flyers for changes coming with implementation of WIOA. Ms. Craven also referred to page 9 as an example which was created by a college student and piloted in the Trident area stating PYC staff will be seeking input and feedback from participants in an effort to better understand which flyer presentation would catch their attention best.

COUNCIL ACTION TAKEN: Elaine Bailey made a motion to approve moving forward with updating and revising the flyer used for marketing and outreach as presented, seconded by Gene Williams. The motion carried with a unanimous voice vote.

In-School Certification – Request Approval Under 5% Rule*

Ms. Craven referred to page 10 and reported PYC staff have been working with in-school youth at Cresent High School since August 2014 to narrow from 17 students to 6 or possibly 7 students stating at the last meeting 6 students were interested and following the meeting went on to share the information with a 7th student who has reached out to the Guidance Office at the school expressing a desire to participate in the program.

Ms. Craven reported that certification has been completed with the following outcomes:

- 2 eligible due to meeting income guidelines
- 4 eligible under the 5% rule due to qualifying but are over the income guidelines
 - The additional (7th) student presented (uninvited) on certification day with all proper documentation. Permission was obtained to certify this student.

Ms. Craven stated PYC plans to work with this additional student and is seeking permission to move forward with enrolling all those eligible under the 5% Rule.

Ms. Crite stated page 10 show the WIA guidelines for the 5% Rule adding our Workforce Investment Board's goal is actually 185, however 5% of the 175 shown would be 8 students. Ms. Crite clarified for Council members the request from PYC is to allow 5 participants to be served under the 5% Rule for the reason stated.

COUNCIL ACTION TAKEN: Jeff Trahan made a motion to approve serving these in-school youth under the WIA 5% rule, seconded by Jason Duncan. The motion carried with a unanimous voice vote.

IV. New Business

Chair King-Brock requested a marketing video, Tri County Technical College has put together highlighting Stormie Moore, be shared with Youth Council members. Ms. Moore is currently a Nurse Supervisor at Heartland Health Care and credits PYC and Tri County Technical College for her accomplishments.

Following the video, Ms. Crite proudly reminded Youth Council members that Ms. Moore is a successful PYC graduate as well as a current Youth Council member.

2014 AOP BIS Showcase Video

Rick Murphy shared a video, created by Tri County Technical College, of the Anderson Oconee Pickens Business & Industry Showcase that was held October 1-2, 2014 at Clemson University's Littlejohn Coliseum stating the marketing video was posted on their website as well as sent out to all area schools to give students an idea of what to expect when attending the event as well as give them some insight into manufacturing today. Mr. Murphy also referred to pae 11 which is an article the Clemson Center for Workforce Development had written and included in their newsletter on the success of the event and the collaboration with WorkLink WIB helping to make this a reality by providing transportation for the students.

Mr. Acker stated Richard Blackwell, Economic Developer with Oconee Alliance has stated since the inception of the AOP BIS, manufacturing in Oconee County has in the last 5 years seen a 76% increase in enrollment in Mechatronics, CNC, and other manufacturing aligned courses. Mr. Acker didn't have the exact percentage however he did say Pickens County has also seen an increase in manufacturing during this time as well.

2015 AOP BIS Showcase Funding*

Chair King-Brock reported the 2015 Showcase is scheduled for September 29-30, 2015 and will be held at the Civic Center in Anderson due to Littlejohn Coliseum undergoing rennovations. Chair King-Brock reported there is \$5,000 set aside in the budget to support the 2015 Showcase event by assisting with transportation for students and called for discussion or a motion on the matter.

COUNCIL ACTION TAKEN: Jeff Duncan made a motion to approve allocating \$5,000 for transportation assistance for student to the 2015 AOP BIS event as presented, seconded by Elaine Bailey. The motion carried with a unanimous voice vote.

PY'14 1st & 2nd Quarter Youth Performance

Ms. Crite referred to pages 12-13 which is the 1st Quarter and 2nd Quarter PY'14 Youth Performance Reports stating PYC is exceeding performance which is in line with the data Ms. Craven presented earlier in the meeting. Ms. Crite added these reports have been running behind for the past year and will most likely continue for the coming months.

Grant Expenditures (1/26/2015-3/22/15)

Brandi Runion referred to page 14 which shows the grant expenditures for Palmetto Youth Connectons through 3/22/15 stating they have currently spent 66.49% to date. Ms. Runion stated in order to meet the 93% Expenditure Rate by 6/30/15, she and Ms. Crite have met to discuss several items and will present a modification in the next section. Ms. Runion stated the monthly meetings regarding this grant are ongoing with WorkLink and Henkels & McCoy staff adding otherwise, expenditures in this grant are currently moving along.

PY'14 Youth Budget Mod #3*

Ms. Runion referred to pages 15-21 which is a modification request from Henkels & McCoy and deferred to Ms. Craven to report.

Ms. Craven provided an explanation stating modification #3 is not a request to increase the budget, it is essentially a move of funds between line items and will not effect the overall budget amount as they are working to prepare for the implementation of WIOA. The line item changes are as follows:

- Reduce Staff Salaries by \$10,324.80
- Reduce Fringe by \$3,091.92
 - Planned Workforce Specialist did not pan out
 - A staff member to take LOA
- Increase overall Operating Cost by \$3,123.65
 - To move funds into Staff Consumable Supplies
- Increase Advertising Outreach by \$3,600.40
- Reduce Copy/Print by \$1,020.00
- Reduce Staff Travel by \$2,430.00
- Increase Staff Conferences/Training by \$1,500.00
 - To help pay for OSHA training just completed by Workforce Dev. Spec. in preparation for manufacturing jobs we will be working on this summer for the youth
 - To reimburse staff that will be attending Leadercast on 5/8/15
- Increase Training cost by \$8,493.08
- Move \$6,477.08 into Participant Supplies
 - To order "Participant Use Only" computers for staff offices due to current computers having reached their 3-5 year shelf life.
- Decrease Work Experience by \$984.00
- Increase Software License by \$3,000.00

- To help purchase Tutoring software
- Increase Supportive Services by \$1,800.00
- Reduce Chidcare by \$1,200.00
 - This service and these funds are rarely used

COUNCIL ACTION TAKEN: Janice Ward made a motion to approve modification #3 as presented, seconded by Rick Murphy. The motion carried with a unanimous voice vote.

Request to Increase In-School Youth Stipend*

Ms. Crite stated she was requesting an increase in the In-School and Out-of-School Youth Stipends stating when participants/students do work experience we do not pay wages, we pay stipends. For out of school the stipend rate is \$7.25 per hour and for in-school the stipend rate is \$8.00 per hour and the request is for a .25 per hour increase for in-school and a .50 increase for out-of school.

COUNCIL ACTION TAKEN: Jason Duncan made a motion to increase stipends as presented, seconded by Janice Ward. The motion carried with a unanimous voice vote.

Youth RFP Selected Bidder

Chair King-Brock reported Henkels & McCoy - Palmetto Youth Connections has been selected by the RFP Committee as the Youth Services Provider beginning PY'15.

PY'15 RFP Youth Budget Negotiation Finalized*

Ms. Runion referred to page 22 and reported the RFP process and budget negotiation meetings have been finalized with a recommendation from the Committees to award \$700,000 to PYC the Youth budget for PY'15. Ms. Runion reported the State of SC has received an 8.75% cut in Youth Funds for PY'15 however, this will not effect our ability to award \$700,00 for the Youth budget due to carryover funds.

Ms. Runion referred to page 27 reporting WIOA is placing an increased emphasis on work experience mandating 20% of all funds be spent on work experience beginning 7/1/15 stating this along with the overall budget cuts has impacted all line items in the Youth budget. Ms. Runion added one change that will be made to the budget prior to it being presented to the Finance Committee is the stipend increase just approved at this meeting.

Ms. Crite referred to page 25 stating another minor change that will be included in the final budget will be to remove the wording "additional" and "up to 10 slots" leaving the original verbaige "the option to serve in-school".

Ms. Crite also stated going into PY'15 those in-school students carried over will be observed on how effectively work experience is for them.

Chair King-Brock stated work experience will be having a major impact on the Youth Program adding her understanding of the way it is written is that it's based on the budget, not the number served adding the budget will look very different than Youth Council members are accustomed to seeing. Ms. Crite added it

appears that work experience will be driving what we will &/or how much we will be able to do, adding the only two items that can count with work experience currently is staff wages and the stipend.

Amanda Lucas responded to a question raised regarding Supportive Services and the ability to pay for work boots, uniforms, and essential items needed for students stating DOL has provided some guidance on funds that can be used for work based learning opportunities (work experience) however, she hasn't seen anything from them on Supportive Services.

COUNCIL ACTION TAKEN: Janice Ward made a motion to accept the PY'15 Youth Budget as negotiated, seconded by Elaine Bailey. The motion carried with a unanimous voice vote.

V. Other Business

PY'14 Youth Monitoring Report

Chair King-Brock referred to pages 29-35 which show the monitoring report which was a favorable report for PYC and was included as information.

VI. Adjourn

Chair King-Brock announced the next meeting was scheduled for 8/3/15 to be held at the Madren Center and with no further business to discuss, the Youth Council meeting was adjourned at 12:05pm.

Respectfully submitted by: Patty Manley, Office Manager

PY 2014 WIA Quarterly Report Summary - 3rd Quarter (Rolling 4 quarters)

Performance Measure	Group	State			Worklink			Upper Savannah			Greenville			Midlands			Tribal		
		Goal	% of Goal	Actual	Goal	% of Goal	Actual	Goal	% of Goal	Actual	Goal	% of Goal	Actual	Goal	% of Goal	Actual	Goal	% of Goal	Actual
•Placement in Employment or Education	Youth (14-21)	70.5	104.3%	73.5	80.0	102.7%	82.2	73.8	103.1%	76.1	67.2	105.3%	70.8	68.5	108.9%	74.6	71.9	93.3%	67.1
•Attainment of Degree or Certificate	Youth (14-21)	71.0	100.8%	71.6	80.0	104.4%	83.5	74.4	91.6%	68.1	66.5	91.2%	60.6	64.0	100.6%	64.4	77.0	86.8%	66.9
•••Literacy or Numeracy Gains	Youth (14-21)	58.5	99.5%	58.2	67.6	118.3%	80.0	55.0	80.8%	44.4	53.0	94.3%	50.0	50.6	96.4%	48.8	61.5	102.8%	61.2
•Entered Employment Rate	Adults DW	72.0	104.4%	75.2	69.1	113.6%	78.3	71.0	111.8%	79.4	72.0	104.8%	75.4	75.7	102.9%	77.9	66.7	111.8%	74.6
••Retention Rate	Adults DW	87.0	99.5%	86.6	88.8	97.4%	86.5	82.5	99.6%	82.2	76.4	112.8%	86.3	85.2	99.1%	84.4	79.8	99.6%	79.7
••Average Earnings	Adults DW	92.7	98.8%	91.6	93.3	93.7%	87.4	96.1	100.7%	96.8	95.7	94.2%	90.1	92.7	94.9%	88.0	86.0	98.7%	84.9
	Adults	11,000	100.2%	\$11,024	11,538	88.7%	\$10,233	10,063	90.8%	\$9,141	11,889	94.7%	\$10,253	11,554	101.7%	\$11,753	11,054	99.8%	\$10,080
	DW	15,100	93.5%	\$14,916	15,532	84.7%	\$13,149	13,638	95.1%	\$12,971	17,319	82.6%	\$14,902	16,433	96.1%	\$16,785	17,800	94.2%	\$16,767

Performance Measure	Group	Pee Dee			Lower Savannah			Catawba			Sanjeev Lynches			Waccamaw			Lowercountry		
		Goal	% of Goal	Actual	Goal	% of Goal	Actual	Goal	% of Goal	Actual	Goal	% of Goal	Actual	Goal	% of Goal	Actual	Goal	% of Goal	Actual
•Placement in Employment or Education	Youth (14-21)	74.0	98.3%	72.7	67.4	112.1%	75.6	63.3	110.8%	70.1	63.6	90.4%	57.5	78.9	101.6%	80.3	67.4	96.2%	64.8
•Attainment of Degree or Certificate	Youth (14-21)	83.0	99.4%	82.5	67.4	95.5%	64.4	72.6	108.9%	79.1	65.6	95.0%	62.3	72.0	103.4%	74.4	68.6	98.2%	67.4
•••Literacy or Numeracy Gains	Youth (14-21)	70.0	108.1%	75.7	52.4	84.8%	44.4	60.0	123.9%	74.3	54.1	94.2%	50.9	60.0	76.7%	46.0	50.0	128.3%	64.9
•Entered Employment Rate	Adults DW	71.3	92.6%	66.0	68.5	109.1%	74.8	74.0	91.0%	67.3	76.0	97.8%	74.4	78.5	103.5%	81.2	77.0	99.4%	76.5
••Retention Rate	Adults DW	76.0	108.0%	82.1	76.0	104.3%	79.3	81.1	95.2%	77.2	79.2	105.5%	83.5	80.0	99.7%	79.8	72.0	122.2%	85.0
••Average Earnings	Adults DW	88.0	100.4%	88.4	87.5	102.3%	89.5	89.2	99.2%	88.5	89.1	90.6%	80.7	87.6	103.6%	90.1	85.9	102.9%	86.4
	Adults	93.4	97.3%	90.9	91.4	99.7%	91.2	93.1	101.7%	94.7	94.5	91.1%	86.1	94.0	98.3%	92.4	87.3	103.2%	90.1
	Adults	11,000	100.7%	\$11,070	10,458	106.4%	\$11,123	11,308	91.9%	\$10,388	12,547	85.2%	\$10,685	10,385	99.5%	\$10,331	9,751	97.3%	\$9,491
	DW	14,042	110.0%	\$13,446	14,345	85.1%	\$12,209	15,358	85.3%	\$13,096	14,257	88.9%	\$12,673	15,100	85.2%	\$12,869	13,270	97.4%	\$12,924

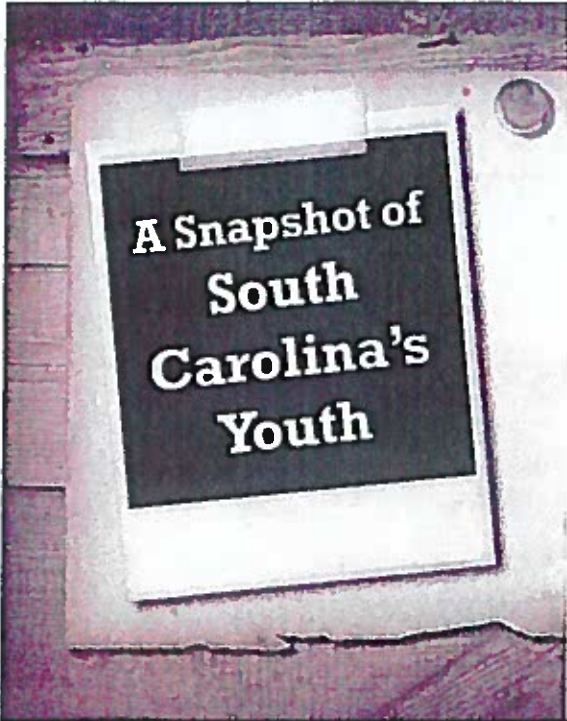
Color Coding	Exceeds Goal Actual Performance is greater than 100.0% of the goal	Meets Goal Actual Performance is between 80.0% and 100.0% of the goal	Did Not Meet Goal Actual Performance is under 80.0% of the goal
--------------	--	---	---

*These measures include program exiters from 4/1/13 to 3/31/14.

**These measures include program exiters from 10/1/12 to 9/30/13.

***These measures include program exiters from 1/1/14 to 12/31/14.

Within 1% of exceeding goal.



A Snapshot of South Carolina's Youth

Statewide Youth Coordinator Meeting

July 15, 2015

Lorraine Faulds,
GCDF, CWS
Workforce
Intelligence
Coordinator

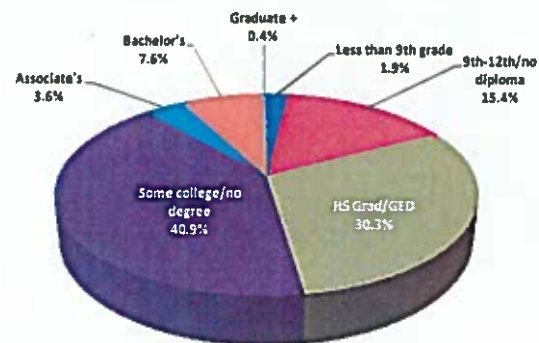
Youth Population

Youth Population by Percent and Local Workforce Area, 2013

WIA	16-19 Years Old		20-24 Years Old	
	#	%	#	%
Catawba	13,515	6.9%	20,883	7.8%
Greenville	24,758	6.8%	30,935	8.6%
L. Savannah	18,356	7.2%	22,391	8.5%
Lowcountry	12,798	6.4%	17,392	8.6%
Midlands	43,768	8.1%	60,669	11.2%
Pee Dee	18,755	6.9%	22,780	8.4%
Santee-Lynches	12,011	6.9%	16,236	9.3%
Trident	35,318	6.5%	53,479	9.9%
U. Savannah	14,681	7.2%	17,265	8.4%
Upstate	20,984	7.2%	25,406	8.7%
Waccamaw	17,404	5.7%	24,032	7.9%
WorkLink	23,086	7.5%	30,768	10.0%
South Carolina	260,434	7.0%	342,237	9.2%

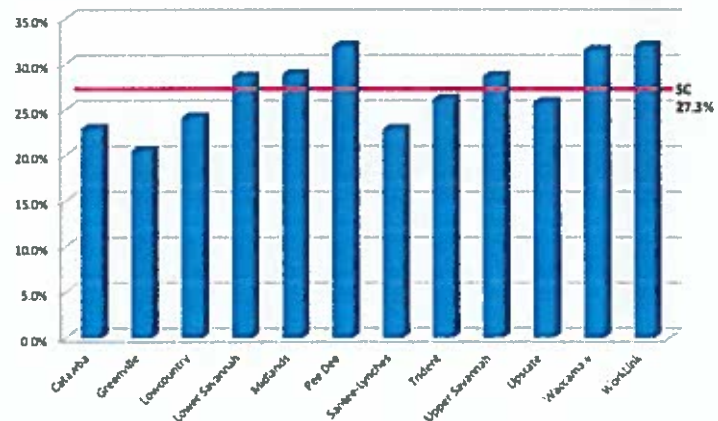
Youth Characteristics: Education

Educational Attainment for 18-24 Year Olds in SC, 2013



Youth Characteristics: Poverty

Percent of Youth (16-24 years) Living in Poverty, 2013



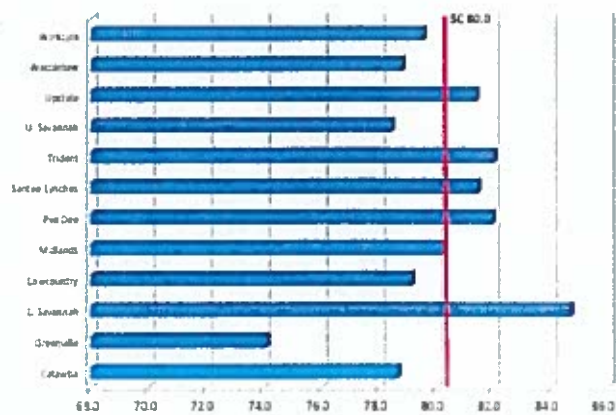
Youth Characteristics: Dropout Rates

2014 Dropout Rate



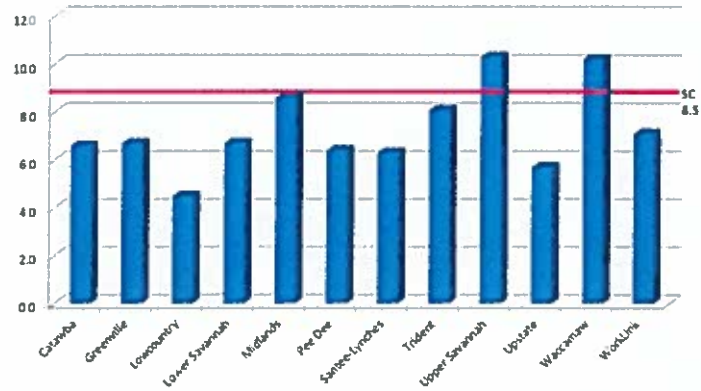
Youth Characteristics: Graduation Rates

2014 Graduation Rate



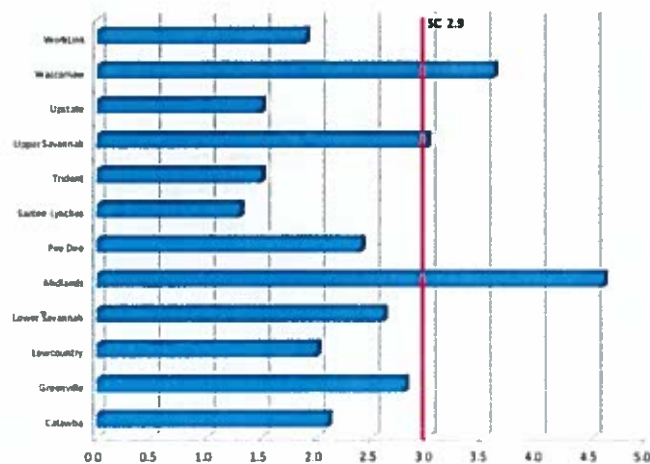
Youth Characteristics: **Crime, probation**

Youth Probation Rate, 9-17 years old



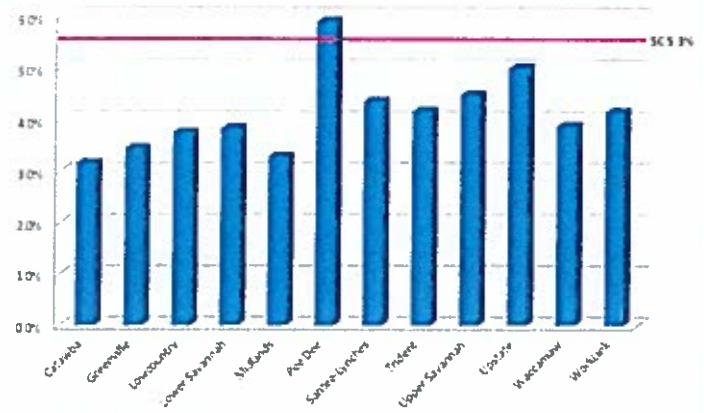
Youth Characteristics: **Crime, commitment**

Rate of Youth (9-17 years) Committed to DJJ



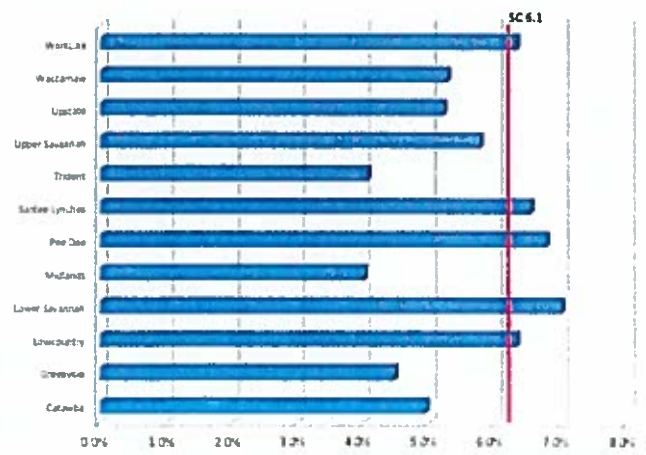
Youth Characteristics: Disability, 15-17 years

Disabled Population, 5-17 Years Old, 2013



Youth Characteristics: Disability, 18-34 years

Disabled Population, 18-34 Years Old, 2013

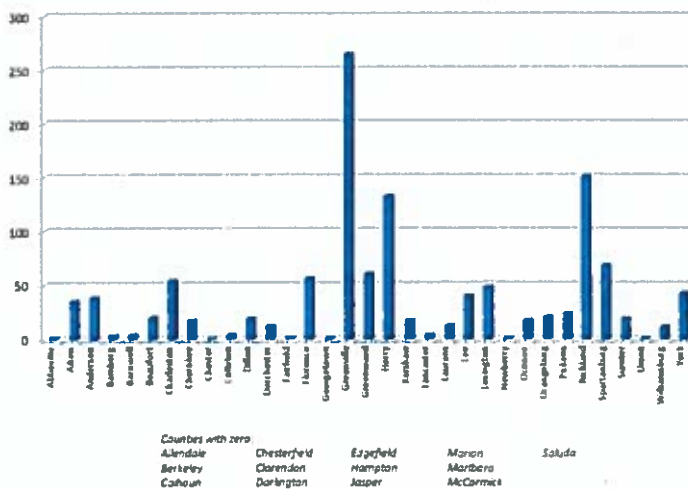
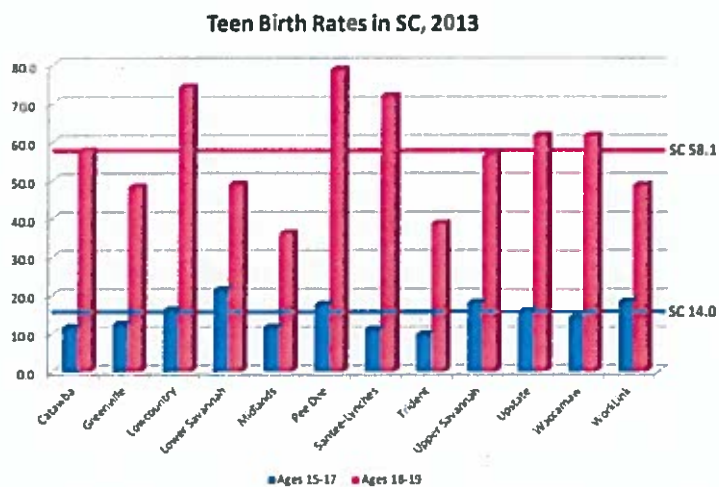


Youth Characteristics: Teen Birth Rates

Teen Birth Rates in SC, 2013

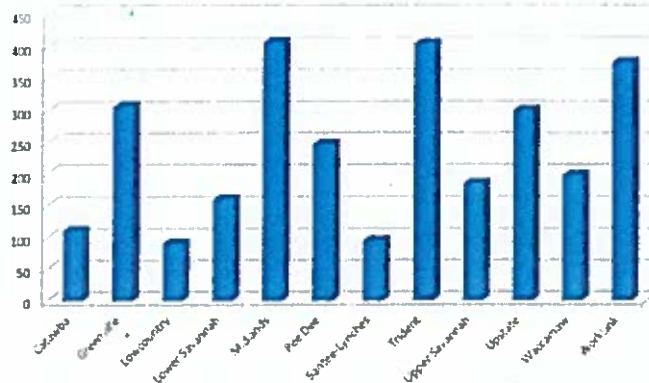
The chart displays teen birth rates for 2013 across 11 South Carolina counties. The y-axis represents the birth rate per 1,000 live births, ranging from 0.0 to 80.0. The x-axis lists the counties: Calhoun, Greenville, Lowcountry, Lower Savannah, Midlands, Pee Dee, Santee/Myrtle, Trident, Upper Savannah, Upstate, Waxham, and Woodfin. Two data series are shown: Ages 15-17 (blue bars) and Ages 18-19 (red bars). Statewide averages are indicated by horizontal lines: 14.0 for ages 15-17 and 58.1 for ages 18-19.

County	Ages 15-17	Ages 18-19
Calhoun	13.0	58.0
Greenville	14.0	49.0
Lowcountry	17.0	75.0
Lower Savannah	23.0	50.0
Midlands	13.0	38.0
Pee Dee	18.0	80.0
Santee/Myrtle	13.0	73.0
Trident	11.0	41.0
Upper Savannah	19.0	58.0
Upstate	17.0	63.0
Waxham	16.0	63.0
Woodfin	19.0	50.0



Youth Characteristics: Foster Care

Individuals in Foster Care, Aged 13 years and over, 2014



Unemployment: 16-19 Year Old

Unemployment and Unemployment Rates of 16-19 Year Olds by Local Workforce Area, 2013

WIA	# of Unemployed	Unemployment Rate
Catawba	1,875	27.3%
Greenville	2,426	25.1%
Lowcountry	2,887	49.5%
Lower Savannah	1,780	39.0%
Midlands	8,709	46.0%
Pee Dee	2,376	39.3%
Santee-Lynches	1,660	42.6%
Trident	5,087	36.7%
Upper Savannah	2,088	37.0%
Upstate	2,504	29.3%
Waccamaw	2,083	29.3%
WorkLink	2,543	34.1%
SC Total	36,019	36.5%

Unemployment: 20-24 Year Old

Unemployment and Unemployment Rates of
20-24 Year Olds by Local Workforce Area, 2013

WIA	# of Unemployed	Unemployment Rate
Catawba	3,173	20.2%
Greenville	3,527	15.3%
Lowcountry	4,858	34.7%
Lower Savannah	3,970	25.7%
Midlands	10,903	23.8%
Pee Dee	3,927	23.9%
Santee-Lynches	3,440	30.3%
Trident	9,985	24.5%
Upper Savannah	3,160	25.8%
Upstate	3,381	17.9%
Waccamaw	2,843	15.4%
WorkLink	3,694	18.3%
SC Total	56,860	22.5%

Disconnected Youth in the US: The Numbers

Disconnected Youth in the US, 2014

RANK	STATE	YOUNG PEOPLE NOT IN SCHOOL AND NOT WORKING (% AGES 16-24)	RANK	STATE	YOUNG PEOPLE NOT IN SCHOOL AND NOT WORKING (% AGES 16-24)	RANK	STATE	YOUNG PEOPLE NOT IN SCHOOL AND NOT WORKING (% AGES 16-24)
1	Mississippi	19.4	18	Texas	14.8	31	Virginia	11.9
2	New Mexico	18.9	19	Montana	14.8	36	Maine	11.9
3	Arkansas	18.9	20	California	14.7	37	Colorado	11.8
4	Georgia	17.8	21	Michigan	14.2	38	Utah	11.6
5	Louisiana	17.4	22	Washington	14.2	39	Connecticut	11.0
6	Kentucky	17.1	23	Hawaii	14.1	40	Rhode Island	10.8
7	Arizona	17.0	24	West Virginia	13.7	41	New Hampshire	10.7
8	Idaho	17.0	25	Ohio	13.6	42	Wisconsin	10.4
9	South Carolina	17.0	26	New York	13.6	43	Wyoming	10.4
10	District of Columbia	17.0	27	Indiana	13.4	44	Kansas	10.4
11	Alaska	16.9	28	Idaho	13.1	45	Vermont	9.8
12	Alabama	16.2	29	Illinois	13.1	46	Massachusetts	9.3
13	Tennessee	16.1	30	Pennsylvania	13.0	47	Minnesota	9.0
14	Florida	15.8	31	Maryland	12.9	48	South Dakota	9.0
15	North Carolina	15.3	32	Missouri	12.6	49	Iowa	8.9
16	Oklahoma	15.3	33	Delaware	12.6	50	North Dakota	8.2
17	Oregon	14.9	34	New Jersey	12.5	51	Nebraska	7.9

Source: www.opportunityreversers.org

Disconnected Youth in SC: The Numbers

Number of Disconnected Youth in SC, 2013

WIA	15 to 17 years	18 and 19 years	20 to 24 years*	TOTAL
Catawba	391	1,894	13,682	15,967
Greenville	917	3,236	13,505	22,658
Lowcountry	302	3,441	11,343	17,086
Lower Savannah	721	2,102	11,813	14,636
Midlands	883	7,569	32,334	40,786
Pee Dee	437	2,174	15,060	17,731
Santee-Lynches	236	2,434	17,368	13,038
Trident	436	5,538	34,343	40,423
Upper Savannah	440	2,213	12,461	15,119
Upstate	519	3,253	16,720	20,502
Waccamaw	383	2,897	15,220	13,500
WorkLink	351	2,517	15,829	13,706
South Carolina	6,086	33,383	209,683	255,152

*Please note that this age category could also include those who are out of school (i.e. disconnected) because they have completed secondary training or are in the workforce

Disconnected Youth in SC: The Percentages

Percent of Population that are Disconnected, 2013

WIA	15 to 17 years	18 and 19 years	20 to 24 years*	TOTAL
Catawba	2.8%	20.7%	65.5%	36.1%
Greenville	5.1%	25.8%	59.8%	36.8%
Lowcountry	3.5%	48.5%	76.7%	51.5%
Lower Savannah	5.7%	21.4%	52.8%	32.7%
Midlands	3.3%	29.8%	53.3%	36.1%
Pee Dee	3.7%	25.2%	70.2%	40.8%
Santee-Lynches	2.6%	39.4%	63.9%	41.5%
Trident	1.7%	28.8%	64.2%	41.2%
Upper Savannah	4.2%	26.9%	67.1%	40.5%
Upstate	3.4%	30.0%	65.8%	39.7%
Waccamaw	3.0%	32.2%	63.3%	40.2%
WorkLink	2.5%	18.4%	51.4%	31.8%
South Carolina	3.4%	28.1%	61.3%	33.4%

*Please note that this age category could also include those who are out of school (i.e. disconnected) because they have completed secondary training or are in the workforce



QUESTIONS?

Contact me at:
Lorraine Faulds
lfaulds@dew.sc.gov
803-737-2714